

**SOMERSET HILLS VIII HOA  
TREASURER REPORT - DECEMBER 2021**

<b>Ordinary Income/Expenses</b>	<b>YTD as of December 2021</b>	<b>Budget</b>	<b>\$ Over/ Under Budget</b>	<b>% of Budget</b>
<u>Starting Balance</u>	\$5,827.08	\$5,827.08	\$0.00	100.00%
<u>Income</u>				
Ass'n Dues	\$27,782.26	\$29,400.00	(\$1,617.74)	94.50%
Interest Income	\$7.10	\$0.00		
Total Income	\$27,789.36	\$29,400.00	(\$1,617.74)	94.52%
<u>Gross Profit</u>	\$27,789.36	\$35,227.08	(\$7,437.72)	78.89%
<u>Expenses</u>				
Accounting Expenses	\$4,680.00	\$4,900.00	(\$220.00)	95.51%
Administrative Expenses	\$766.95 <sup>1</sup>	\$1,030.00	(\$263.05)	74.46%
CC&R Revision	\$0.00	\$3,696.08	(\$3,696.08)	0.00%
Common Area Maintenance	\$8,811.38	\$11,500.00	(\$2,688.62)	76.62%
Legal Expenses	\$1,381.25	\$750.00	\$631.25	184.17%
Liability Insurance	\$1,510.00	\$1,550.00	(\$40.00)	97.42%
Street Maintenance	\$1,998.19	\$11,500.00	(\$9,501.81)	17.38%
Total Expenses	\$19,147.77	\$34,926.08	(\$15,778.31)	54.82%
<b>Net Ordinary Income</b>	<b>\$8,641.59</b>	<b>\$301.00</b>	<b>\$8,340.59</b>	

---

<sup>1</sup> Includes \$0.65 of Postage/PO Box fees and \$198.20 of Web Hosting fees separately categorized by McClure.

# Somerset Hills VIII Homeowners Assoc

## Balance Sheet

As of December 31, 2021

	TOTAL
<b>ASSETS</b>	
Current Assets	
Bank Accounts	
Cash - Morgan Stanley	96,734.77
Cash - Summit	14,180.67
<b>Total Bank Accounts</b>	<b>\$110,915.44</b>
Accounts Receivable	
Accounts Receivable	-89.26
A/R - Paid in Advance	0.00
<b>Total Accounts Receivable</b>	<b>-89.26</b>
<b>Total Accounts Receivable</b>	<b>\$ -89.26</b>
Other Current Assets	
AR Offset	89.26
Undeposited Funds	0.00
<b>Total Other Current Assets</b>	<b>\$89.26</b>
<b>Total Current Assets</b>	<b>\$110,915.44</b>
Other Assets	
Accumulated Depr.	-37,311.00
Street Improvements	58,707.74
<b>Total Other Assets</b>	<b>\$21,396.74</b>
<b>TOTAL ASSETS</b>	<b>\$132,312.18</b>
<b>LIABILITIES AND EQUITY</b>	
Liabilities	
Current Liabilities	
Other Current Liabilities	
Dues Paid in Advance	200.00
Prepaid Taxes	0.00
<b>Total Other Current Liabilities</b>	<b>\$200.00</b>
<b>Total Current Liabilities</b>	<b>\$200.00</b>
<b>Total Liabilities</b>	<b>\$200.00</b>
Equity	
Gain(Loss)Invest. Value	25,300.51
Opening Bal Equity	0.00
Retained Earnings	98,658.08
Net Income	8,153.59
<b>Total Equity</b>	<b>\$132,112.18</b>
<b>TOTAL LIABILITIES AND EQUITY</b>	<b>\$132,312.18</b>

### Note

THE INFORMATION PRESENTED IN THESE FINANCIAL STATEMENTS WAS PREPARED BY MCCLURE ASSOCIATES AND IS THE REPRESENTATION OF SOMERSET HILLS VIII HOMEOWNERS ASSOCIATION

# Somerset Hills VIII Homeowners Assoc

Budget vs. Actuals: FY\_2021 - FY21 P&L

December 2021

	DEC 2021				TOTAL			
	ACTUAL	BUDGET	OVER BUDGET	% OF BUDGET	ACTUAL	BUDGET	OVER BUDGET	% OF BUDGET
<b>Income</b>								
Association Dues	378.00	2,450.00	-2,072.00	15.43 %	\$378.00	\$2,450.00	\$ -2,072.00	15.43 %
Interest Income	0.38		0.38		\$0.38	\$0.00	\$0.38	0.00%
<b>Total Income</b>	<b>\$378.38</b>	<b>\$2,450.00</b>	<b>\$ -2,071.62</b>	<b>15.44 %</b>	<b>\$378.38</b>	<b>\$2,450.00</b>	<b>\$ -2,071.62</b>	<b>15.44 %</b>
<b>GROSS PROFIT</b>	<b>\$378.38</b>	<b>\$2,450.00</b>	<b>\$ -2,071.62</b>	<b>15.44 %</b>	<b>\$378.38</b>	<b>\$2,450.00</b>	<b>\$ -2,071.62</b>	<b>15.44 %</b>
<b>Expenses</b>								
Accounting Expenses	295.00	408.33	-113.33	72.25 %	\$295.00	\$408.33	\$ -113.33	72.25 %
Administrative Expenses	-0.75	85.83	-86.58	-0.87 %	\$ -0.75	\$85.83	\$ -86.58	-0.87 %
CC&R Revision		308.09	-308.09		\$0.00	\$308.09	\$ -308.09	0.00%
Common Area Maintenance	1,323.00		1,323.00		\$1,323.00	\$0.00	\$1,323.00	0.00%
Legal Expenses		62.50	-62.50		\$0.00	\$62.50	\$ -62.50	0.00%
Liability Insurance		129.17	-129.17		\$0.00	\$129.17	\$ -129.17	0.00%
Street Maintenance		958.33	-958.33		\$0.00	\$958.33	\$ -958.33	0.00%
<b>Total Expenses</b>	<b>\$1,617.25</b>	<b>\$1,952.25</b>	<b>\$ -335.00</b>	<b>82.84 %</b>	<b>\$1,617.25</b>	<b>\$1,952.25</b>	<b>\$ -335.00</b>	<b>82.84 %</b>
<b>NET OPERATING INCOME</b>	<b>\$ -1,238.87</b>	<b>\$497.75</b>	<b>\$ -1,736.62</b>	<b>-248.89 %</b>	<b>\$ -1,238.87</b>	<b>\$497.75</b>	<b>\$ -1,736.62</b>	<b>-248.89 %</b>
<b>Other Expenses</b>								
Taxes	210.00	0.00	210.00		\$210.00	\$0.00	\$210.00	0.00%
<b>Total Other Expenses</b>	<b>\$210.00</b>	<b>\$0.00</b>	<b>\$210.00</b>	<b>0.00%</b>	<b>\$210.00</b>	<b>\$0.00</b>	<b>\$210.00</b>	<b>0.00%</b>
<b>NET OTHER INCOME</b>	<b>\$ -210.00</b>	<b>\$0.00</b>	<b>\$ -210.00</b>	<b>0.00%</b>	<b>\$ -210.00</b>	<b>\$0.00</b>	<b>\$ -210.00</b>	<b>0.00%</b>
<b>NET INCOME</b>	<b>\$ -1,448.87</b>	<b>\$497.75</b>	<b>\$ -1,946.62</b>	<b>-291.08 %</b>	<b>\$ -1,448.87</b>	<b>\$497.75</b>	<b>\$ -1,946.62</b>	<b>-291.08 %</b>

# Somerset Hills VIII Homeowners Assoc

## Profit and Loss

December 2021

	TOTAL	
	DEC 2021	JAN - DEC 2021 (YTD)
Income		
Association Dues	378.00	27,260.50
Interest Income	0.38	7.10
Lien / Finance Charges		453.76
Unapplied Cash Payment Income		68.00
<b>Total Income</b>	<b>\$378.38</b>	<b>\$27,789.36</b>
GROSS PROFIT	<b>\$378.38</b>	<b>\$27,789.36</b>
Expenses		
Accounting Expenses	295.00	4,680.00
Administrative Expenses	-0.75	568.75
Common Area Maintenance	1,323.00	8,811.38
Legal Expenses		1,381.25
Liability Insurance		1,510.00
Street Maintenance		1,998.19
Web Hosting		198.20
<b>Total Expenses</b>	<b>\$1,617.25</b>	<b>\$19,147.77</b>
NET OPERATING INCOME	<b>\$ -1,238.87</b>	<b>\$8,641.59</b>
Other Expenses		
Taxes	210.00	488.00
<b>Total Other Expenses</b>	<b>\$210.00</b>	<b>\$488.00</b>
NET OTHER INCOME	<b>\$ -210.00</b>	<b>\$ -488.00</b>
NET INCOME	<b>\$ -1,448.87</b>	<b>\$8,153.59</b>

### Note

THE INFORMATION PRESENTED IN THESE FINANCIAL STATEMENTS WAS PREPARED BY MCCLURE ASSOCIATES AND IS THE REPRESENTATION OF SOMERSET HILLS VIII HOMEOWNERS ASSOCIATION

# Somerset Hills VIII Homeowners Assoc

## Transaction Detail by Account

December 2021

TRANSACTION TYPE	DATE	NUM	NAME	MEMO/DESCRIPTION	AMOUNT	BALANCE
Cash - Morgan Stanley						
Deposit	12/31/2021				252.30	252.30
<b>Total for Cash - Morgan Stanley</b>					<b>\$252.30</b>	
Cash - Summit						
Bill Payment (Check)	12/01/2021	2192957	VASQUEZ YARD MAINTENANCE		-300.00	-300.00
Check	12/03/2021	1112	McClure Associates		-295.00	-595.00
Check	12/15/2021	eft	US Treasury		-210.00	-805.00
Deposit	12/17/2021		Melio	Melio Inc. MELIO PAYMENTS Melio Inc.micro-deposit 2	0.73	-804.27
Deposit	12/17/2021		Melio	Melio Inc. MELIO PAYMENTS Melio Inc.micro-deposit 1	0.02	-804.25
Deposit	12/27/2021		James Dunn		378.00	-426.25
Bill Payment (Check)	12/28/2021		Mid-State Industrial Service Inc	Invoice no. 0196105	-1,023.00	-1,449.25
Deposit	12/31/2021			INTEREST	0.38	-1,448.87
<b>Total for Cash - Summit</b>					<b>\$ -1,448.87</b>	
Undeposited Funds						
Payment	12/13/2021		James Dunn		378.00	378.00
Deposit	12/27/2021		James Dunn		-378.00	0.00
<b>Total for Undeposited Funds</b>					<b>\$0.00</b>	
Gain(Loss)Invest. Value						
Deposit	12/31/2021				252.30	252.30
<b>Total for Gain(Loss)Invest. Value</b>					<b>\$252.30</b>	
Association Dues						
Invoice	12/13/2021		James Dunn	Opening Balance	246.00	246.00
Invoice	12/13/2021	1028	James Dunn	Annual Dues	132.00	378.00
<b>Total for Association Dues</b>					<b>\$378.00</b>	
Interest Income						
Deposit	12/31/2021			INTEREST	0.38	0.38
<b>Total for Interest Income</b>					<b>\$0.38</b>	
Accounting Expenses						
Check	12/03/2021	1112	McClure Associates		295.00	295.00
<b>Total for Accounting Expenses</b>					<b>\$295.00</b>	
Administrative Expenses						
Deposit	12/17/2021		Melio	Melio Inc. MELIO PAYMENTS Melio Inc.micro-deposit 1	-0.02	-0.02
Deposit	12/17/2021		Melio	Melio Inc. MELIO PAYMENTS Melio Inc.micro-deposit 2	-0.73	-0.75
<b>Total for Administrative Expenses</b>					<b>\$ -0.75</b>	
Common Area Maintenance						
Bill	12/01/2021		VASQUEZ YARD		300.00	300.00

TRANSACTION TYPE	DATE	NUM	NAME	MEMO/DESCRIPTION	AMOUNT	BALANCE
			MAINTENANCE			
Bill	12/28/2021	0196105	Mid-State Industrial Service Inc		1,023.00	1,323.00
<b>Total for Common Area Maintenance</b>					<b>\$1,323.00</b>	
Taxes						
Check	12/15/2021	eft	US Treasury		210.00	210.00
<b>Total for Taxes</b>					<b>\$210.00</b>	

**Note**

THE INFORMATION PRESENTED IN THESE FINANCIAL STATEMENTS WAS PREPARED BY MCCLURE ASSOCIATES AND IS THE REPRESENTATION OF SOMERSET HILLS VIII HOMEOWNERS ASSOCIATION

# Somerset Hills VIII Homeowners Assoc

General Ledger

December 2021

TRANSACTION TYPE	DATE	NAME	MEMO/DESCRIPTION	AMOUNT	BALANCE
Cash - Morgan Stanley					
Beginning Balance					96,482.47
Deposit	12/31/2021			252.30	96,734.77
<b>Total for Cash - Morgan Stanley</b>				<b>\$252.30</b>	
Cash - Summit					
Beginning Balance					15,629.54
Bill Payment (Check)	12/01/2021	VASQUEZ YARD MAINTENANCE		-300.00	15,329.54
Check	12/03/2021	McClure Associates		-295.00	15,034.54
Check	12/15/2021	US Treasury		-210.00	14,824.54
Deposit	12/17/2021	Melio	Melio Inc. MELIO PAYMENTS Melio Inc.micro- deposit 2	0.73	14,825.27
Deposit	12/17/2021	Melio	Melio Inc. MELIO PAYMENTS Melio Inc.micro- deposit 1	0.02	14,825.29
Deposit	12/27/2021	James Dunn		378.00	15,203.29
Bill Payment (Check)	12/28/2021	Mid-State Industrial Service Inc	Invoice no. 0196105	-1,023.00	14,180.29
Deposit	12/31/2021		INTEREST	0.38	14,180.67
<b>Total for Cash - Summit</b>				<b>\$ - 1,448.87</b>	
Accounts Receivable					
Beginning Balance					-89.26
<b>Total for Accounts Receivable</b>					
AR Offset					
Beginning Balance					89.26
<b>Total for AR Offset</b>					
Undeposited Funds					
Payment	12/13/2021	James Dunn		378.00	378.00
Deposit	12/27/2021	James Dunn		-378.00	0.00
<b>Total for Undeposited Funds</b>				<b>\$0.00</b>	
Accumulated Depr.					
Beginning Balance					- 37,311.00
<b>Total for Accumulated Depr.</b>					
Street Improvements					
Beginning Balance					58,707.74
<b>Total for Street Improvements</b>					
Dues Paid in Advance					

TRANSACTION TYPE	DATE	NAME	MEMO/DESCRIPTION	AMOUNT	BALANCE
Beginning Balance					200.00
<b>Total for Dues Paid in Advance</b>					
Gain(Loss)Invest. Value					
Beginning Balance					25,048.21
Deposit	12/31/2021			252.30	25,300.51
<b>Total for Gain(Loss)Invest. Value</b>				<b>\$252.30</b>	
Retained Earnings					
Beginning Balance					98,658.08
<b>Total for Retained Earnings</b>					
Association Dues					
Beginning Balance					26,882.50
Invoice	12/13/2021	James Dunn	Opening Balance	246.00	27,128.50
Invoice	12/13/2021	James Dunn	Annual Dues	132.00	27,260.50
<b>Total for Association Dues</b>				<b>\$378.00</b>	
Interest Income					
Beginning Balance					6.72
Deposit	12/31/2021		INTEREST	0.38	7.10
<b>Total for Interest Income</b>				<b>\$0.38</b>	
Lien / Finance Charges					
Beginning Balance					453.76
<b>Total for Lien / Finance Charges</b>					
Unapplied Cash Payment Income					
Beginning Balance					68.00
<b>Total for Unapplied Cash Payment Income</b>					
Accounting Expenses					
Beginning Balance					4,385.00
Check	12/03/2021	McClure Associates		295.00	4,680.00
<b>Total for Accounting Expenses</b>				<b>\$295.00</b>	
Administrative Expenses					
Beginning Balance					569.50
Deposit	12/17/2021	Melio	Melio Inc. MELIO PAYMENTS Melio Inc.micro-deposit 2	-0.73	568.77
Deposit	12/17/2021	Melio	Melio Inc. MELIO PAYMENTS Melio Inc.micro-deposit 1	-0.02	568.75
<b>Total for Administrative Expenses</b>				<b>\$ -0.75</b>	
Common Area Maintenance					
Beginning Balance					7,488.38
Bill	12/01/2021	VASQUEZ YARD MAINTENANCE		300.00	7,788.38



TRANSACTION TYPE	DATE	NAME	MEMO/DESCRIPTION	AMOUNT	BALANCE
Bill	12/28/2021	Mid-State Industrial Service Inc		1,023.00	8,811.38
<b>Total for Common Area Maintenance</b>				<b>\$1,323.00</b>	
Legal Expenses					
Beginning Balance					1,381.25
<b>Total for Legal Expenses</b>					
Liability Insurance					
Beginning Balance					1,510.00
<b>Total for Liability Insurance</b>					
Street Maintenance					
Beginning Balance					1,998.19
<b>Total for Street Maintenance</b>					
Web Hosting					
Beginning Balance					198.20
<b>Total for Web Hosting</b>					
Taxes					
Beginning Balance					278.00
Check	12/15/2021	US Treasury		210.00	488.00
<b>Total for Taxes</b>				<b>\$210.00</b>	

**Note**

THE INFORMATION PRESENTED IN THESE FINANCIAL STATEMENTS WAS PREPARED BY MCCLURE ASSOCIATES AND IS THE REPRESENTATION OF SOMERSET HILLS VIII HOMEOWNERS ASSOCIATION

# Somerset Hills VIII Homeowners Assoc

## A/R Aging Summary

As of January 18, 2022

	CURRENT	1 - 30	31 - 60	61 - 90	91 AND OVER	TOTAL
A.D. Smith	200.00					\$200.00
Aaron & Jyoti Burns	200.00					\$200.00
Aaron H. Reicher	200.00				258.00	\$458.00
Adam & Jessica Ward	200.00					\$200.00
Alice Picott	200.00					\$200.00
Allan Chinn	200.00				-126.00	\$74.00
Andra & Christopher Thomas	200.00				132.00	\$332.00
Anita Sharpley	200.00					\$200.00
Anthony & Leah Hampton	200.00					\$200.00
Anthony Kennedy	200.00				258.00	\$458.00
Arianne Roxa	200.00					\$200.00
Ashley Royer	200.00					\$200.00
Badal Singh	200.00					\$200.00
Barbara & Larry Cooper Lot 3	200.00					\$200.00
Barry & Marilyn Stenberg	200.00					\$200.00
Beijing Wang	200.00					\$200.00
Benjamin Powell	200.00					\$200.00
Beth Ann Thorpe	200.00					\$200.00
Bradley & Susanne Pickens	200.00					\$200.00
Brandon Raines	200.00				132.00	\$332.00
Brent Combs	200.00					\$200.00
Brian & Jessica Steffen	200.00					\$200.00
Bricker, Michael	200.00				132.00	\$332.00
Brock & Diana Bernsten	200.00					\$200.00
Bruce & Cindy Wilgus	200.00					\$200.00
Bruce & Margaret Whitesides	200.00					\$200.00
Bryan & Patricia Kimbell	200.00					\$200.00
Carol Lynn Smith	200.00				-68.00	\$132.00
Charles & Caroline Dalton	200.00					\$200.00
Charles H. Wenger	200.00					\$200.00
Charles Oldenbourg	50.00					\$50.00
Chris & Sheryl Cardani	200.00				5.00	\$205.00
Christopher & Kristen Heck	200.00					\$200.00
Cooper, Barbara & Larry Lot 1	50.00					\$50.00
Cooper, Barbara & Larry Lot 2	50.00					\$50.00
Craig Armbrust	200.00					\$200.00
Dallas & Jannie Drawyer	200.00					\$200.00
Damon & Melanie Reicher	200.00				132.00	\$332.00
Daniel & Jessica Buhler	200.00				132.00	\$332.00
Daniel & Kelley Watkins	200.00				126.00	\$326.00
Daniel & Zuriel Fleischauer	200.00					\$200.00
David & Maya Ray	200.00				258.00	\$458.00
David Cooper	200.00					\$200.00
Dayna Contreras	50.00				38.50	\$88.50

# Somerset Hills VIII Homeowners Assoc

## A/R Aging Summary

As of January 18, 2022

	CURRENT	1 - 30	31 - 60	61 - 90	91 AND OVER	TOTAL
Deveron R. Musgrave-Braun					-4.00	\$ -4.00
Don & Inga Cataldo	200.00					\$200.00
Donald & Karen Abbott	200.00					\$200.00
Donna Stout	200.00					\$200.00
Douglas & Leslie Moitoza	200.00					\$200.00
Douglas A & Anita C Wilhelm	200.00					\$200.00
Dr. & Mrs. John Cummins	200.00					\$200.00
Dustin & Stephanie Gauderman	200.00					\$200.00
E L Properties LLC	200.00					\$200.00
Eddie & Larissa Holt	200.00					\$200.00
Ekasit Srijunyanont	200.00				6.00	\$206.00
Elizabeth J Royalty & Kevin S Boothe	200.00					\$200.00
Ellen Osterkamp	200.00					\$200.00
Eric & Lyn Sampayo	200.00					\$200.00
Erin C. Murphy	200.00					\$200.00
Evan Grimme & Yvonne Wisse	200.00					\$200.00
Fred & Lucy Jones	200.00				126.00	\$326.00
Fred & Lucy Jones LOT	50.00				20.00	\$70.00
Gary E Brandt	200.00					\$200.00
Greg & Kelly Slape	200.00					\$200.00
Gregory Bak	200.00					\$200.00
Hubbard C Howe III 2009 Trust	200.00				120.00	\$320.00
Jack & Carol Reinitz	200.00					\$200.00
James & Kathleen Floyd	200.00					\$200.00
James Dunn	200.00					\$200.00
James McGovern	200.00					\$200.00
Janet Givens	200.00					\$200.00
Jason & Jessica Rogers	200.00					\$200.00
Jeanette A Gray	200.00					\$200.00
Jennifer & Jared Evans	200.00					\$200.00
Jennifer Holzberger	200.00					\$200.00
Jian Lin Yu & Juixiu Wu	200.00					\$200.00
John & Carmella Ireland	200.00				7.00	\$207.00
John & Carmella Wells	200.00					\$200.00
John & Deborah Van Cleave	200.00					\$200.00
John & Laureen Nichols	200.00					\$200.00
John & Portia Ward	200.00					\$200.00
John & Roberta Taggart	200.00					\$200.00
John Hegg	200.00					\$200.00
John Simpson	200.00				132.00	\$332.00
Jon & Margo Roesler	200.00					\$200.00
Jong Sook & Jennifer Lee	200.00					\$200.00
Joseph and Un Chong Bailey	200.00					\$200.00
Joy D. Doctor	200.00					\$200.00

# Somerset Hills VIII Homeowners Assoc

## A/R Aging Summary

As of January 18, 2022

	CURRENT	1 - 30	31 - 60	61 - 90	91 AND OVER	TOTAL
Joyce M Cruz	200.00					\$200.00
Justin & Samantha Kern	200.00					\$200.00
Kah-Choy & Shi-Ane Ho	200.00				132.00	\$332.00
Kay J. Freeman	200.00					\$200.00
Kellison Rose	250.00					\$250.00
Kenneth & Kelly Prince	200.00					\$200.00
Kristopher & Jennifer Zito	200.00					\$200.00
Kwok Leung & Chan Wood Ma	200.00					\$200.00
Kyle Humphrey and Mia Cariaga	200.00				132.00	\$332.00
Kyle L & Carolyn Vogt	200.00					\$200.00
LaMar Family Timberline Bypass Trust	200.00					\$200.00
Larry & Robyn Roberts	50.00					\$50.00
Leslie R Kiriakos	200.00				132.00	\$332.00
Lewis, Lance & Nicole	200.00					\$200.00
Linda Newman	200.00					\$200.00
Lisa Marie Willett	200.00				258.00	\$458.00
Man Nguyen Bui	200.00				126.00	\$326.00
Margaret Julich	200.00					\$200.00
Mark & Christy Forrest	200.00					\$200.00
Mark & Elizabeth Freeman	200.00					\$200.00
Mark & Sandra Crowe	200.00				126.00	\$326.00
Marten & Martha Compton	200.00					\$200.00
Mary Flast	200.00				252.00	\$452.00
Matthew & Chelsea Mills	200.00				132.00	\$332.00
Matthew and Natalie Rush	200.00					\$200.00
Max Elliot Boath	200.00					\$200.00
Maximilian S Dale	200.00					\$200.00
Michael & Christine Tofte	200.00				126.00	\$326.00
Michael & Jamie Garner	200.00					\$200.00
Michael & Jeanelle Roe	200.00					\$200.00
Michael & Ruth Taylor	200.00				258.00	\$458.00
Michael F. Reilly	200.00					\$200.00
misc					-89.26	\$ -89.26
Mojgan Tofighhesabi	200.00				258.00	\$458.00
Mustapha Hakam Nadira Razkallah	200.00					\$200.00
Narayan Champalot	200.00				120.00	\$320.00
Nathaniel & Lindsey Bingham	200.00					\$200.00
Neil Carter & Julie Havelka	200.00					\$200.00
Northwoods Property Mgmt.	200.00				132.00	\$332.00
Omar & Kimberly Tiba	200.00				258.00	\$458.00
Omar & Kimberly Tiba **Lot**	50.00				75.25	\$125.25
Patricia Larrick	200.00					\$200.00
Paul & Elizabeth Zanders	200.00					\$200.00
Paul & Joyce Siamon	200.00					\$200.00

# Somerset Hills VIII Homeowners Assoc

## A/R Aging Summary

As of January 18, 2022

	CURRENT	1 - 30	31 - 60	61 - 90	91 AND OVER	TOTAL
Peter D Thourson	200.00				258.00	\$458.00
Petra Lennon	200.00				258.00	\$458.00
Philip & Shelly Richardson	200.00					\$200.00
Philip A. Haszard	200.00					\$200.00
Richard Phaigh	200.00					\$200.00
Rick Russell	200.00					\$200.00
Ricky & Kwei-Chen Poon	200.00					\$200.00
Robert & Joy Knick	200.00					\$200.00
Robert & Molly Mitchell	200.00					\$200.00
Robert and Kooi Lan Barth	200.00					\$200.00
Robert Huffine	200.00					\$200.00
Ronald B. Burton	200.00					\$200.00
Samantha Lockhart	200.00				126.00	\$326.00
Sang Ko	200.00					\$200.00
Sara Kraushaar Gibson	200.00				-8.00	\$192.00
Sara R Fehr	200.00					\$200.00
Scott Anger	200.00					\$200.00
Scott Ewing & Gina Easley	200.00				120.00	\$320.00
Scott Morrison	200.00					\$200.00
Sean Stevens	200.00					\$200.00
Shawna Tree	200.00					\$200.00
Shih-Jung Huang Wen-Jiuan Tsai	200.00				6.00	\$206.00
Stephen Kilpatrick	200.00					\$200.00
Stephen Shaw & Dona Markley	200.00					\$200.00
Steven & Elizabeth Bilynskj	200.00					\$200.00
Steven & Michelle Barton	200.00					\$200.00
Terry & Susan Eberlein	200.00					\$200.00
Terry Duane & Kelli Augustadt	200.00				126.00	\$326.00
Teryl Chala & Gary Gentry	200.00					\$200.00
Theresa Russell & Michael Holmes	200.00					\$200.00
Thomas & Amy Gettys	200.00					\$200.00
Timothy Schwartz & Celina Hunt	200.00					\$200.00
Tom Arnold	200.00					\$200.00
Total Property Care, LLC	200.00					\$200.00
Travis Knudsen & Michael Dilger	200.00					\$200.00
Valerie Gideon	200.00					\$200.00
Viral & Swati Sheth	200.00					\$200.00
Wendy H. Park	200.00				258.00	\$458.00
William & Linda Silvestri	200.00					\$200.00
William Foster	200.00					\$200.00
William H. Rowe	200.00				252.00	\$452.00
Willie Nice Homes, LLC	200.00			1,803.60		\$2,003.60
Willy Hart	200.00					\$200.00
Wm & Elizabeth Forrest	200.00					\$200.00

# Somerset Hills VIII Homeowners Assoc

A/R Aging Summary

As of January 18, 2022

	CURRENT	1 - 30	31 - 60	61 - 90	91 AND OVER	TOTAL
Xuesong Hu & Yan Li	200.00				378.00	\$578.00
<b>TOTAL</b>	<b>\$34,000.00</b>	<b>\$0.00</b>	<b>\$0.00</b>	<b>\$1,803.60</b>	<b>\$6,018.49</b>	<b>\$41,822.09</b>

## Somerset Hills VIII Homeowners Assoc

## Cash - Summit, Period Ending 12/31/2021

## RECONCILIATION REPORT

Reconciled on: 01/18/2022

Reconciled by: Mindy Beaver

Any changes made to transactions after this date aren't included in this report.

## Summary

USD

Statement beginning balance.....	15,629.54
Checks and payments cleared (4).....	-1,828.00
Deposits and other credits cleared (4).....	379.13
Statement ending balance.....	<u>14,180.67</u>

Register balance as of 12/31/2021.....	14,180.67
Cleared transactions after 12/31/2021.....	0.00
Uncleared transactions after 12/31/2021.....	12,279.00
Register balance as of 01/18/2022.....	26,459.67

## Details

## Checks and payments cleared (4)

DATE	TYPE	REF NO.	PAYEE	AMOUNT (USD)
12/01/2021	Bill Payment	2192957	VASQUEZ YARD MAINTENA...	-300.00
12/03/2021	Check	1112	McClure Associates	-295.00
12/15/2021	Check	eft	US Treasury	-210.00
12/28/2021	Bill Payment		Mid-State Industrial Service Inc	-1,023.00
<b>Total</b>				<b>-1,828.00</b>

## Deposits and other credits cleared (4)

DATE	TYPE	REF NO.	PAYEE	AMOUNT (USD)
12/17/2021	Deposit		Melio	0.02
12/17/2021	Deposit		Melio	0.73
12/27/2021	Deposit		James Dunn	378.00
12/31/2021	Deposit			0.38
<b>Total</b>				<b>379.13</b>

## Additional Information

## Uncleared deposits and other credits after 12/31/2021





DATE	TYPE	REF NO.	PAYEE	AMOUNT (USD)
01/11/2022	Deposit			2,067.00
01/12/2022	Deposit			4,212.00
01/13/2022	Deposit			2,800.00
01/18/2022	Deposit			1,800.00
01/18/2022	Deposit			1,400.00
<b>Total</b>				<b>12,279.00</b>



RETURN SERVICE REQUESTED

SOMERSET HILLS VIII HOMEOWNERS ASSN  
1500 VALLEY RIVER DR STE 250  
EUGENE OR 97401-2149

### Managing Your Accounts

	Office Address	96 East Broadway Eugene, OR 97401
	Phone	(541) 684-7500
	Toll Free	(877) 566-5544
	Online	sbko.bank

### Summary of Accounts

Account Type	Account Number	Ending Balance
BUSINESS INTEREST	XXXXXXXX6404	\$14,180.67

### BUSINESS INTEREST-XXXXXXXX6404

#### Account Summary

Date	Description	Amount
12/01/2021	Beginning Balance	\$15,629.54
	4 Credit(s) This Period	\$379.13
	4 Debit(s) This Period	\$1,828.00
12/31/2021	Ending Balance	\$14,180.67

#### Interest Summary

Description	Amount
Annual Percentage Yield Earned	0.03%
Interest Days	31
Interest Earned	\$0.38
Interest Paid This Period	\$0.38
Interest Paid Year-to-Date	\$7.10
Average Ledger Balance	\$14,900.74
Average Available Balance	\$0.00

#### Deposits

Date	Description	Amount
12/27/2021	ELECTRONIC DEPOSIT	\$378.00

#### Electronic Credits

Date	Description	Amount
12/17/2021	Melio Inc. MELIO PAYMENTS Melio Inc.micro-deposit 1	\$0.02
12/17/2021	Melio Inc. MELIO PAYMENTS Melio Inc.micro-deposit 2	\$0.73

#### Other Credits

Date	Description	Amount
12/31/2021	INTEREST	\$0.38

#### Electronic Debits

Date	Description	Amount
12/01/2021	Invoices VASQUEZ YARD MAI Invoices	\$300.00
12/15/2021	IRS USATAXPYMT 270174913917804	\$210.00
12/29/2021	0196105 Mid-State Indust 0196105Invoice no. 0196105	\$1,023.00

#### Checks Cleared

Check Nbr	Date	Amount
1112	12/03/2021	\$295.00

\* Indicates skipped check number





1112

SOMERSET HILLS VIII HOMEOWNERS ASS'Y  
700 W. GARDEN STREET  
RIDGEWOOD, NJ 07070

12/31/21

MEMBER: MUEY, MEREDITH \$ 295.00

MEMBER RECEIPTS AND DUES

MEMBER RECEIPTS

MEMBER: MUEY, MEREDITH

#000001112 12/03 \$295.00

Somerset Hills VIII Homeowners Assoc

Cash - Morgan Stanley, Period Ending 12/31/2021

RECONCILIATION REPORT

Reconciled on: 01/18/2022

Reconciled by: Mindy Beaver

Any changes made to transactions after this date aren't included in this report.

Summary

USD

Statement beginning balance.....	96,482.47
Checks and payments cleared (0).....	0.00
Deposits and other credits cleared (1).....	252.30
Statement ending balance.....	<u>96,734.77</u>

Register balance as of 12/31/2021.....96,734.77

Details

Deposits and other credits cleared (1)

DATE	TYPE	REF NO.	PAYEE	AMOUNT (USD)
12/31/2021	Deposit			252.30
<b>Total</b>				<b>252.30</b>



**STATEMENT FOR:**  
SOMERSET HILLS VIII HOA  
C/O DARIN MCDANIEL &  
JESSICA ROGERS

**TOTAL VALUE OF YOUR ACCOUNT** (as of 12/31/21) **\$96,734.77**  
*Includes Accrued Interest*

*Morgan Stanley Smith Barney LLC. Member SIPC.*

**Your Financial Advisor Team**  
Paoli Group

**Your Financial Advisors**  
**Daniel Paoli**  
Vice President  
Daniel.Paoli@morganstanley.com  
520 519-2332

**Adam Paoli**  
Adam.Paoli@morganstanley.com  
520 519-2307

#BWNJGWM

SOMERSET HILLS VIII HOA  
C/O DARIN MCDANIEL &  
JESSICA ROGERS  
1500 VALLEY RIVER DR STE 250  
EUGENE OR 97401-2149

**Your Branch**  
7175 N PIMA CANYON DR  
TUCSON, AZ 85718  
Telephone: 520-519-2300; Alt. Phone: 800-347-3130; Fax: 520-519-2358

**Client Service Center** (24 Hours a Day; 7 Days a Week): 800-869-3326

**Access Your Account Online:** [www.morganstanley.com/online](http://www.morganstanley.com/online)

*INVESTMENTS AND INSURANCE PRODUCTS: NOT FDIC INSURED • NOT A BANK DEPOSIT •  
NOT INSURED BY ANY FEDERAL GOVERNMENT AGENCY • NOT BANK GUARANTEED •  
MAY LOSE VALUE*

## Account Summary

Active Assets Account  
257-105947-155

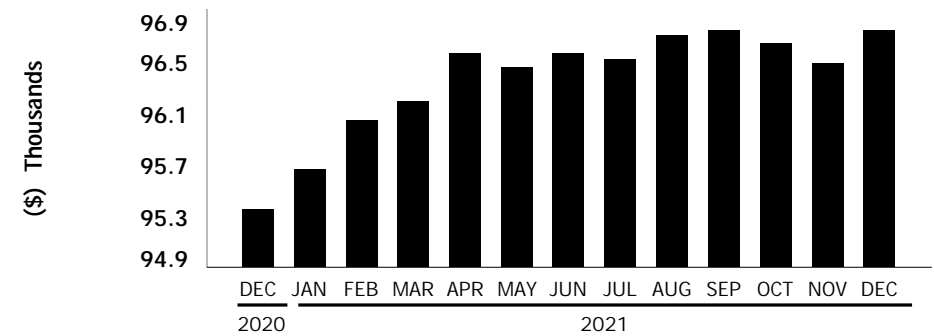
SOMERSET HILLS VIII HOA  
C/O DARIN MCDANIEL &

### CHANGE IN VALUE OF YOUR ACCOUNTS (includes accrued interest)

	This Period (12/1/21-12/31/21)	This Year (1/1/21-12/31/21)
<b>TOTAL BEGINNING VALUE</b>	<b>\$96,482.47</b>	<b>\$95,346.67</b>
Credits	—	—
Debits	—	(150.00)
Security Transfers	—	—
<b>Net Credits/Debits/Transfers</b>	<b>—</b>	<b>\$(150.00)</b>
<b>Change in Value</b>	<b>252.30</b>	<b>1,538.10</b>
<b>TOTAL ENDING VALUE</b>	<b>\$96,734.77</b>	<b>\$96,734.77</b>

### MARKET VALUE OVER TIME

The below chart displays the most recent thirteen months of Market Value.

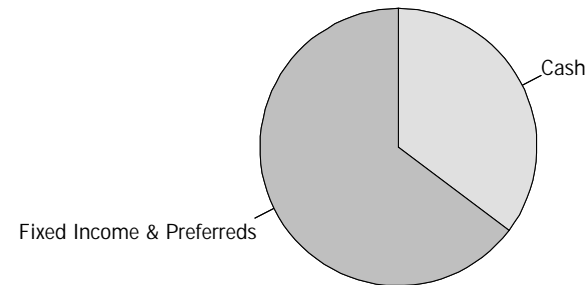


This chart does not reflect corrections to Market Value made subsequent to the dates depicted. It may exclude transactions in Annuities or positions where we are not the custodian, which could delay the reporting of Market Value.

### ASSET ALLOCATION (includes accrued interest)

	Market Value	Percentage
Cash	\$34,133.12	35.29
Fixed Income & Preferreds	62,601.65	64.71
<b>TOTAL VALUE</b>	<b>\$96,734.77</b>	<b>100.00%</b>

FDIC rules apply and Bank Deposits are eligible for FDIC insurance but are not covered by SIPC. Cash and securities (including MMFs) are eligible for SIPC coverage. See Expanded Disclosures. Values may include assets externally held, which are provided to you as a courtesy, and may not be covered by SIPC. For additional information, refer to the corresponding section of this statement.



This asset allocation represents holdings on a trade date basis, and projected settled Cash/BDP and MMF balances. These classifications do not constitute a recommendation and may differ from the classification of instruments for regulatory or tax purposes.

## Account Summary

Active Assets Account  
257-105947-155

SOMERSET HILLS VIII HOA  
C/O DARIN MCDANIEL &

### BALANCE SHEET (^ includes accrued interest)

	Last Period (as of 11/30/21)	This Period (as of 12/31/21)
Cash, BDP, MMFs	\$34,132.83	\$34,133.12
Mutual Funds	62,349.64	62,601.65
<b>Total Assets</b>	<b>\$96,482.47</b>	<b>\$96,734.77</b>
<b>Total Liabilities</b> (outstanding balance)	—	—
<b>TOTAL VALUE</b>	<b>\$96,482.47</b>	<b>\$96,734.77</b>

### INCOME AND DISTRIBUTION SUMMARY

	This Period (12/1/21-12/31/21)	This Year (1/1/21-12/31/21)
Other Dividends	\$93.28	\$1,867.16
Interest	0.29	3.43
<b>Income And Distributions</b>	<b>\$93.57</b>	<b>\$1,870.59</b>
<b>Tax-Exempt Income</b>	—	—
<b>TOTAL INCOME AND DISTRIBUTIONS</b>	<b>\$93.57</b>	<b>\$1,870.59</b>

*Taxable and tax exempt income classifications are based on the characteristics of the underlying securities and not the taxable status of the account.*

### CASH FLOW

	This Period (12/1/21-12/31/21)	This Year (1/1/21-12/31/21)
<b>OPENING CASH, BDP, MMFs</b>	<b>\$34,132.83</b>	<b>\$34,279.69</b>
Dividend Reinvestments	(93.28)	(2,044.66)
Income and Distributions	93.57	2,048.09
<b>Total Investment Related Activity</b>	<b>\$0.29</b>	<b>\$3.43</b>
Other Debits	—	(150.00)
<b>Total Cash Related Activity</b>	—	<b>\$(150.00)</b>
<b>Total Card/Check Activity</b>	—	—
<b>CLOSING CASH, BDP, MMFs</b>	<b>\$34,133.12</b>	<b>\$34,133.12</b>

### GAIN/(LOSS) SUMMARY

	Realized This Period (12/1/21-12/31/21)	Realized This Year (1/1/21-12/31/21)	Unrealized Inception to Date (as of 12/31/21)
Short-Term (Loss)	—	—	\$(18.65)
Long-Term (Loss)	—	—	(5,726.47)
<b>TOTAL GAIN/(LOSS)</b>	—	—	<b>\$(5,745.12)</b>

*The Gain/(Loss) Summary, which may change due to basis adjustments, is provided for informational purposes and should not be used for tax preparation. Refer to Gain/(Loss) in the Expanded Disclosures.*

## Account Detail

Active Assets Account  
257-105947-155

SOMERSET HILLS VIII HOA  
C/O DARIN MCDANIEL &

**Investment Objectives (in order of priority):** Capital Appreciation, Income, Aggressive Income, Speculation  
Inform us if your investment objectives, as defined in the Expanded Disclosures, change.

**Brokerage Account**

## HOLDINGS

This section reflects positions purchased/sold on a trade date basis. "Market Value" and "Unrealized Gain/(Loss)" may not reflect the value that could be obtained in the market. Your actual investment return may differ from the unrealized gain/(loss) displayed. Fixed Income securities are sorted by maturity or pre-refunding date, and alphabetically within date. Estimated Annual Income a) is calculated on a pre-tax basis, b) does not include any reduction for applicable non-US withholding taxes, c) may include return of principal or capital gains which could overstate such estimates, and d) for holdings that have a defined maturity date within the next 12 months, is reflected only through maturity date. Actual income or yield may be lower or higher than the estimates. Current Yield reflects the income generated by an investment, and is calculated by dividing the total estimated annual income by the current market value of the entire position. It does not reflect changes in its price. Structured Investments, identified on the Position Description Details line as "Asset Class: Struct Inv," may appear in various statement product categories. When displayed, the accrued interest, annual income and current yield for those with a contingent income feature (e.g., Range Accrual Notes or Contingent Income Notes) are estimates and assume specified accrual conditions are met during the relevant period and payment in full of all contingent interest. For Floating Rate Securities, the accrued interest, annual income and current yield are estimates based on the current floating coupon rate and may not reflect historic rates within the accrual period.

## CASH, BANK DEPOSIT PROGRAM AND MONEY MARKET FUNDS

Cash, Bank Deposit Program, and Money Market Funds are generally displayed on a settlement date basis. You have the right to instruct us to liquidate your bank deposit balance(s) or shares of any money market fund balance(s) at any time and have the proceeds of such liquidation remitted to you. Estimated Annual Income, Accrued Interest, and APY% will only be displayed for fully settled positions.

Description	Market Value	7-Day Current Yield %	Est Ann Income	APY %
MORGAN STANLEY PRIVATE BANK NA #	\$34,133.12	—	\$3.00	0.010
<hr/>				
	Percentage of Holdings	Market Value	Est Ann Income	
CASH, BDP, AND MMFs	35.29%	\$34,133.12	\$3.00	

# Bank Deposits are held at Morgan Stanley Bank, N.A. and/or Morgan Stanley Private Bank, National Association, affiliates of Morgan Stanley Smith Barney LLC and each a national bank and FDIC member.

## Account Detail

Active Assets Account  
257-105947-155

SOMERSET HILLS VIII HOA  
C/O DARIN MCDANIEL &

### MUTUAL FUNDS

#### OPEN-END MUTUAL FUNDS

Although share price is displayed only to three decimal places, calculation of Market Value is computed using the full share price in our data base, which may carry out beyond three decimal places. Estimated Annual Income is based upon historical distributions over the preceding 12-month period, rather than on the most recent dividend. Current Yield is calculated by dividing the total estimated annual income by the current market value of the position, and it is for informational purposes only. Distributions may consist of income, capital gains or the returns of capital distributions. EAI is based upon information provided by an outside vendor and is not verified by us. Depending upon market conditions, Current Yield may differ materially from published Fund yields. Investors should refer to the Fund website for the most recent yield information.

"Total Purchases vs. Market Value" is provided to assist you in comparing your "Total Purchases," excluding reinvested distributions, with the current value of the mutual fund positions in your account.

"Cumulative Cash Distributions" when shown, may reflect distributions on shares no longer held in the account. It may not reflect all distributions received in cash; due to but not limited to: investments made prior to addition of this information on statements; securities transfers; timing of recent distributions; and certain adjustments made in your account.

"Net Value Increase/ (Decrease)" reflects the difference between your total purchases, and the sum of the current value of the fund's shares, and cash distributions shown. This calculation is for informational purposes only and does not reflect your total unrealized gain or loss nor should it be used for tax purposes.

Security Description	Trade Date	Quantity	Unit Cost	Share Price	Total Cost	Market Value	Unrealized Gain/(Loss)	Est Ann Income	Current Yield %
<b>DELAWARE IVY HIGH INCOME A (WHIAX)</b>	10/7/10	395.806	\$8.540	\$7.030	\$3,380.19	\$2,782.52	\$(597.67) LT		
	<b>Purchases</b>	395.806			3,380.19	<b>2,782.52</b>	(597.67) LT		
Long Term Reinvestments		1,435.788			11,353.90	10,093.59	(1,260.31) LT		
Short Term Reinvestments		112.309			799.49	789.53	(9.96) ST		
	<b>Total</b>	1,943.903			15,533.58	<b>13,665.64</b>	(1,857.98) LT (9.96) ST	—	—
<b>Total Purchases vs Market Value</b>					3,380.19	13,665.64			
<b>Cumulative Cash Distributions</b>						39.11			
<b>Net Value Increase/(Decrease)</b>						10,324.56			

Enrolled In MS Dividend Reinvestment; Capital Gains Reinvest; Asset Class: FI & Pref

<b>HARTFORD FLOATING RATE BD A (HFLAX)</b>	3/16/10	86.471	8.505	8.390	735.43	725.49	(9.94) LT		
	<b>Purchases</b>	86.471			735.43	<b>725.49</b>	(9.94) LT		
Long Term Reinvestments		354.221			3,054.55	2,971.92	(82.63) LT		
Short Term Reinvestments		12.291			103.12	103.12	0.00 ST		
	<b>Total</b>	452.983			3,893.10	<b>3,800.53</b>	(92.57) LT 0.00 ST	113.00	2.97
<b>Total Purchases vs Market Value</b>					735.43	3,800.53			
<b>Cumulative Cash Distributions</b>						5.92			
<b>Net Value Increase/(Decrease)</b>						3,071.02			

Enrolled In MS Dividend Reinvestment; Capital Gains Reinvest; Asset Class: FI & Pref

<b>LORD ABBETT SHT DURATION INC A (LALDX)</b>	1/5/10	4,325.965	4.548	4.160	19,676.18	17,996.01	(1,680.17) LT		
	4/8/11	2,827.783	4.597	4.160	13,000.00	11,763.58	(1,236.42) LT		
	<b>Purchases</b>	7,153.748			32,676.18	<b>29,759.59</b>	(2,916.59) LT		

## Account Detail

Active Assets Account  
257-105947-155

SOMERSET HILLS VIII HOA  
C/O DARIN MCDANIEL &

Security Description	Trade Date	Quantity	Unit Cost	Share Price	Total Cost	Market Value	Unrealized Gain/(Loss)	Est Ann Income	Current Yield %
Long Term Reinvestments		3,466.355			15,279.37	14,420.04	(859.33) LT		
Short Term Reinvestments		229.773			964.55	955.86	(8.69) ST		
<b>Total</b>		<b>10,849.876</b>			<b>48,920.10</b>	<b>45,135.48</b>	<b>(3,775.92) LT</b> <b>(8.69) ST</b>	<b>1,072.00</b>	<b>2.38</b>
<b>Total Purchases vs Market Value</b>					<b>32,676.18</b>	<b>45,135.48</b>			
<b>Cumulative Cash Distributions</b>						<b>84.34</b>			
<b>Net Value Increase/(Decrease)</b>						<b>12,543.64</b>			

Enrolled In MS Dividend Reinvestment; Capital Gains Reinvest; Asset Class: FI & Pref

	Percentage of Holdings	Total Cost	Market Value	Unrealized Gain/(Loss)	Est Ann Income	Current Yield %
<b>MUTUAL FUNDS</b>	<b>64.71%</b>	<b>\$68,346.78</b>	<b>\$62,601.65</b>	<b>\$(5,726.47) LT</b> <b>\$(18.65) ST</b>	<b>\$1,185.00</b>	<b>1.89%</b>
<b>TOTAL VALUE</b>	<b>100.00%</b>	<b>\$68,346.78</b>	<b>\$96,734.77</b>	<b>\$(5,726.47) LT</b> <b>\$(18.65) ST</b>	<b>\$1,188.00</b>	<b>1.23%</b>

Unrealized Gain/(Loss) totals only reflect positions that have both cost basis and market value information available. Cash, MMF, Deposits and positions stating 'Please Provide' or 'Pending Corporate Actions' are not included.

## ALLOCATION OF ASSETS

	Cash	Equities	Fixed Income & Preferred Securities	Alternatives	Structured Investments	Other
Cash, BDP, MMFs	\$34,133.12	—	—	—	—	—
Mutual Funds	—	—	\$62,601.65	—	—	—
<b>TOTAL ALLOCATION OF ASSETS</b>	<b>\$34,133.12</b>	<b>—</b>	<b>\$62,601.65</b>	<b>—</b>	<b>—</b>	<b>—</b>



## Account Detail

Active Assets Account  
257-105947-155

SOMERSET HILLS VIII HOA  
C/O DARIN MCDANIEL &

## ACTIVITY

### CASH FLOW ACTIVITY BY DATE

Activity Date	Settlement Date	Activity Type	Description	Comments	Quantity	Price	Credits/(Debits)
12/1		Dividend	LORD ABBETT SHT DURATION INC A DIV PAYMENT				\$83.49
12/1		Dividend	HARTFORD FLOATING RATE BD A DIV PAYMENT				8.82
12/1		Dividend Reinvestment	LORD ABBETT SHT DURATION INC A	REINVESTMENT a/o 11/30/21	20.070	4.1600	(83.49)
12/1		Dividend Reinvestment	HARTFORD FLOATING RATE BD A	REINVESTMENT a/o 11/30/21	1.058	8.3400	(8.82)
12/30		Dividend	HARTFORD FLOATING RATE BD A DIV PAYMENT				0.97
12/30		Dividend Reinvestment	HARTFORD FLOATING RATE BD A	REINVESTMENT a/o 12/29/21	0.116	8.3800	(0.97)
12/31		Interest Income	MORGAN STANLEY PRIVATE BANK NA	(Period 12/01-12/31)			0.29
<b>NET CREDITS/(DEBITS)</b>							<b>\$0.29</b>

Purchase and Sale transactions above may have received an average price execution. Details regarding the actual prices are available upon request.

### MONEY MARKET FUND (MMF) AND BANK DEPOSIT PROGRAM ACTIVITY

Activity Date	Activity Type	Description	Credits/(Debits)
12/31	Automatic Investment	BANK DEPOSIT PROGRAM	\$0.29

## MESSAGES

### Tips on Protecting Yourself from Fraudulent Account Activity

The COVID 19 crisis is creating opportunities for fraudsters to exploit individuals, especially senior citizens. The safety of our clients is of utmost importance to Morgan Stanley. We are taking this opportunity to alert our clients of the following scams that have been identified by a number of organizations. **Please be reminded that you should never provide your account numbers, passwords, or personal information, including your social security number, to anyone you do not know.** Be aware that as a result of COVID 19, these scams have been identified: **Treatment scams; Supply scams; Provider scams; Charity scams; Phishing scams; App scams; Investment scams; Tech Support scams; Home Sanitation scams; and Government Assistance scams**

If you have any questions regarding these scams, please immediately contact us.

### Senior Investor Helpline

For any inquiries or potential concerns, senior investors or someone acting on their behalf may contact our Firm by calling (800) 280-4534.

### Retirement Rollover Guide

If you are considering rolling over your retirement assets, please review our Rollover Guide which can be found at <https://www.morganstanleyclientserv.com/publiccontent/msoc/pdf/RolloverGuide.pdf> for important information regarding your options and the factors that you should consider before you make your rollover decision.

## Fiscal Review Ending 12/31/21

Active Assets Account  
257-105947-155

SOMERSET HILLS VIII HOA  
C/O DARIN MCDANIEL &

The Fiscal Review, which is provided only for informational purposes, and included as part of the last account statement of your Fiscal Year. For accounts opened less than one year, this Fiscal Review covers only the activity since the first statement you received from us. Clients with an account subject to IRS reporting should note that IRS Form(s) 1099 are based on calendar year activity and are provided in the year following the calendar year close.

Clients with accounts subject to IRS reporting should note that this Review may contain a recap of prior calendar year purchases, sales, redemptions, income and distributions. Some distributions reportable for the prior year, but payable in the current year may not have been included. Further, the year-to-date amounts may differ from the amounts that will be reported on IRS Form(s) 1099. **In all cases, we recommend that you wait for your IRS Form(s) 1099 before completing your tax returns.**

This Fiscal Review is not a substitute for the official account statements that you have received throughout the year from us. Certain information is subject to adjustment and correction. To the extent there are any discrepancies between your account(s) statement and the information in this Review, you should rely on the account statement(s) you have previously received.

## FISCAL YEAR CASH FLOW

	Fiscal Period (1/1/21-12/31/21)
<b>OPENING CASH, BDP, MMFs</b>	<b>\$34,279.69</b>
<b>Total Investment Related Activity</b>	<b>\$3.43</b>
Dividend Reinvestments	(2,044.66)
Income and Distributions	2,048.09
<b>Total Cash Related Activity</b>	<b>\$(150.00)</b>
Other Debits	(150.00)
<b>Total Card/Check Activity</b>	<b>—</b>
<b>CLOSING CASH, BDP, MMFs</b>	<b>\$34,133.12</b>

## INVESTMENT RELATED ACTIVITY

### DIVIDEND REINVESTMENTS

Activity Date	Activity Type	Description	Comments	Quantity	Price	Inflows/(Outflows)
1/4/21	Dividend Reinvestment	LORD ABBETT SHT DURATION INC A	REINVESTMENT a/o 12/31/20	22.333	\$4.2100	\$(94.02)
1/4/21	Dividend Reinvestment	IVY HIGH INC A	REINVESTMENT a/o 12/31/20	10.457	7.0300	(73.51)
1/4/21	Dividend Reinvestment	HARTFORD FLOATING RATE BD A	REINVESTMENT a/o 12/31/20	1.201	8.3000	(9.97)
1/28/21	Dividend Reinvestment	IVY HIGH INC A	REINVESTMENT a/o 01/27/21	7.417	7.0800	(52.51)
2/1/21	Dividend Reinvestment	LORD ABBETT SHT DURATION INC A	REINVESTMENT a/o 01/29/21	22.005	4.2100	(92.64)
2/1/21	Dividend Reinvestment	HARTFORD FLOATING RATE BD A	REINVESTMENT a/o 01/29/21	1.330	8.3600	(11.12)
3/1/21	Dividend Reinvestment	LORD ABBETT SHT DURATION INC A	REINVESTMENT a/o 02/26/21	21.546	4.2100	(90.71)
3/1/21	Dividend Reinvestment	IVY HIGH INC A	REINVESTMENT a/o 02/26/21	10.082	7.2000	(72.59)
3/1/21	Dividend Reinvestment	HARTFORD FLOATING RATE BD A	REINVESTMENT a/o 02/26/21	0.965	8.4000	(8.11)
3/29/21	Dividend Reinvestment	IVY HIGH INC A	REINVESTMENT a/o 03/26/21	7.748	7.2300	(56.02)
4/1/21	Dividend Reinvestment	LORD ABBETT SHT DURATION INC A	REINVESTMENT a/o 03/31/21	21.771	4.2000	(91.44)
4/1/21	Dividend Reinvestment	HARTFORD FLOATING RATE BD A	REINVESTMENT a/o 03/31/21	0.980	8.3800	(8.21)
4/28/21	Dividend Reinvestment	IVY HIGH INC A	REINVESTMENT a/o 04/27/21	8.392	7.2700	(61.01)
5/3/21	Dividend Reinvestment	LORD ABBETT SHT DURATION INC A	REINVESTMENT a/o 04/30/21	22.247	4.2100	(93.66)
5/3/21	Dividend Reinvestment	HARTFORD FLOATING RATE BD A	REINVESTMENT a/o 04/30/21	1.010	8.4000	(8.48)
5/28/21	Dividend Reinvestment	IVY HIGH INC A	REINVESTMENT a/o 05/27/21	8.871	7.1900	(63.78)

## Fiscal Review Ending 12/31/21

Active Assets Account  
257-105947-155

SOMERSET HILLS VIII HOA  
C/O DARIN MCDANIEL &

### DIVIDEND REINVESTMENTS (CONTINUED)

Activity Date	Activity Type	Description	Comments	Quantity	Price	Inflows/(Outflows)
6/1/21	Dividend Reinvestment	LORD ABBETT SHT DURATION INC A	REINVESTMENT a/o 05/28/21	21.219	4.2100	(89.33)
6/1/21	Dividend Reinvestment	HARTFORD FLOATING RATE BD A	REINVESTMENT a/o 05/28/21	1.460	8.4200	(12.29)
6/28/21	Dividend Reinvestment	IVY HIGH INC A	REINVESTMENT a/o 06/25/21	8.478	7.1600	(60.70)
7/1/21	Dividend Reinvestment	LORD ABBETT SHT DURATION INC A	REINVESTMENT a/o 06/30/21	20.976	4.2100	(88.31)
7/1/21	Dividend Reinvestment	HARTFORD FLOATING RATE BD A	REINVESTMENT a/o 06/30/21	1.029	8.4200	(8.66)
7/28/21	Dividend Reinvestment	DELAWARE IVY HIGH INCOME A	REINVESTMENT a/o 07/27/21	8.801	7.1300	(62.75)
8/2/21	Dividend Reinvestment	LORD ABBETT SHT DURATION INC A	REINVESTMENT a/o 07/30/21	21.079	4.2000	(88.53)
8/2/21	Dividend Reinvestment	HARTFORD FLOATING RATE BD A	REINVESTMENT a/o 07/30/21	1.048	8.3800	(8.78)
8/30/21	Dividend Reinvestment	DELAWARE IVY HIGH INCOME A	REINVESTMENT a/o 08/27/21	9.183	7.1400	(65.57)
9/1/21	Dividend Reinvestment	LORD ABBETT SHT DURATION INC A	REINVESTMENT a/o 08/31/21	20.088	4.2000	(84.37)
9/1/21	Dividend Reinvestment	HARTFORD FLOATING RATE BD A	REINVESTMENT a/o 08/31/21	1.025	8.3800	(8.59)
9/28/21	Dividend Reinvestment	DELAWARE IVY HIGH INCOME A	REINVESTMENT a/o 09/27/21	7.578	7.1400	(54.11)
10/1/21	Dividend Reinvestment	LORD ABBETT SHT DURATION INC A	REINVESTMENT a/o 09/30/21	19.499	4.1900	(81.70)
10/1/21	Dividend Reinvestment	HARTFORD FLOATING RATE BD A	REINVESTMENT a/o 09/30/21	1.091	8.4200	(9.19)
10/28/21	Dividend Reinvestment	DELAWARE IVY HIGH INCOME A	REINVESTMENT a/o 10/27/21	8.090	7.1200	(57.60)
11/1/21	Dividend Reinvestment	LORD ABBETT SHT DURATION INC A	REINVESTMENT a/o 10/29/21	19.273	4.1700	(80.37)
11/1/21	Dividend Reinvestment	HARTFORD FLOATING RATE BD A	REINVESTMENT a/o 10/29/21	1.179	8.4000	(9.90)
11/29/21	Dividend Reinvestment	DELAWARE IVY HIGH INCOME A	REINVESTMENT a/o 11/26/21	27.669	6.9700	(192.85)
12/1/21	Dividend Reinvestment	LORD ABBETT SHT DURATION INC A	REINVESTMENT a/o 11/30/21	20.070	4.1600	(83.49)
12/1/21	Dividend Reinvestment	HARTFORD FLOATING RATE BD A	REINVESTMENT a/o 11/30/21	1.058	8.3400	(8.82)
12/30/21	Dividend Reinvestment	HARTFORD FLOATING RATE BD A	REINVESTMENT a/o 12/29/21	0.116	8.3800	(0.97)

### TOTAL DIVIDEND REINVESTMENTS

\$(2,044.66)

### INCOME AND DISTRIBUTIONS

#### TAXABLE DIVIDENDS

Activity Type	Description	Inflows/(Outflows)	Activity Type	Description	Inflows/(Outflows)
Dividend	DELAWARE IVY HIGH INCOME A	\$432.88	Dividend	HARTFORD FLOATING RATE BD A	\$113.09
Dividend	IVY HIGH INC A	440.12	Dividend	LORD ABBETT SHT DURATION INC A	1,058.57

#### TOTAL TAXABLE DIVIDENDS

\$2,044.66

#### TAXABLE INTEREST

Activity Type	Description	Inflows/(Outflows)	Activity Type	Description	Inflows/(Outflows)
Interest Income	MORGAN STANLEY PRIVATE BANK NA	\$3.43			

#### TOTAL TAXABLE INTEREST

\$3.43

### TOTAL INCOME AND DISTRIBUTIONS

\$2,048.09

### TOTAL INVESTMENT RELATED ACTIVITY

\$3.43

Fiscal Review Ending 12/31/21

Active Assets Account  
257-105947-155

SOMERSET HILLS VIII HOA  
C/O DARIN MCDANIEL &

## CASH RELATED ACTIVITY

### OTHER DEBITS

<u>Activity Date</u>	<u>Activity Type</u>	<u>Description</u>	<u>Comments</u>	<u>Inflows/(Outflows)</u>
5/14/21	Account Charge	BUSINESS AAA ANN SV CH	05/01/2021-04/30/2022	\$(150.00)

TOTAL OTHER DEBITS

\$(150.00)

TOTAL CASH RELATED ACTIVITY

\$(150.00)